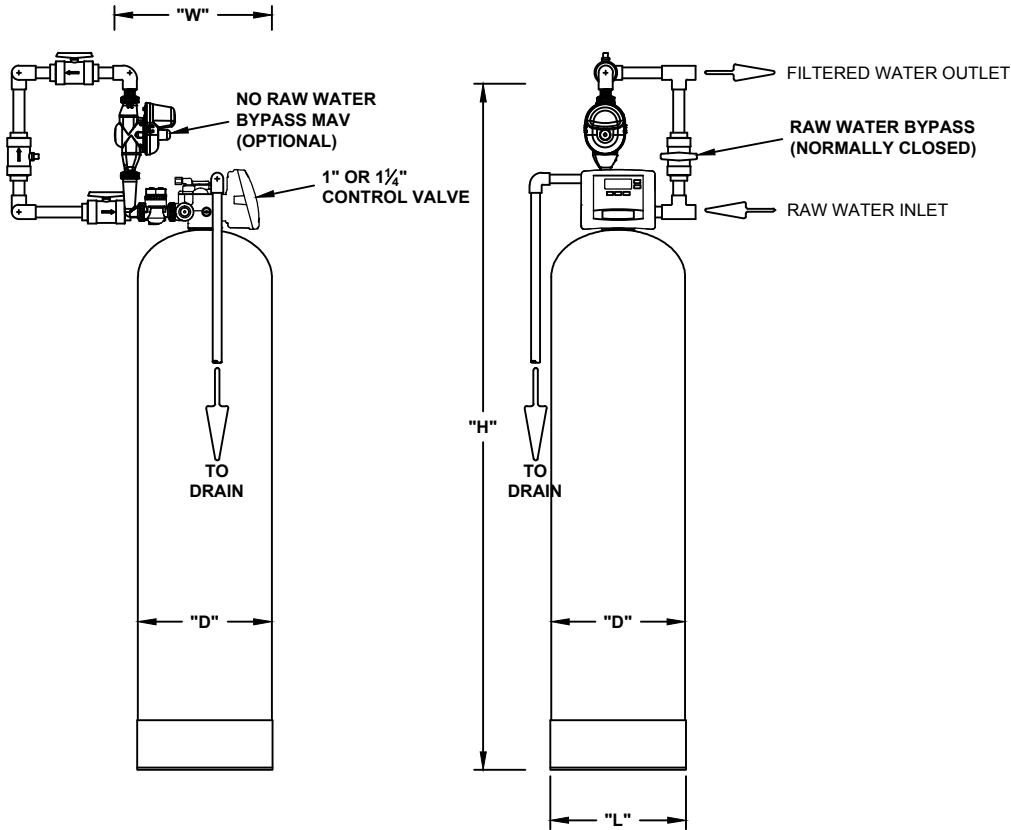
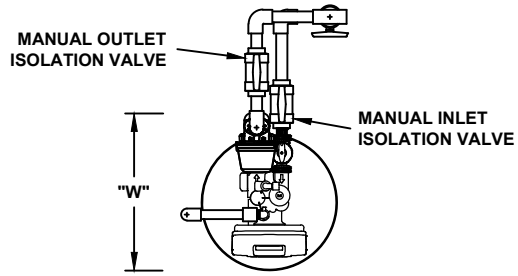


MODEL NO.	PIPE SIZE	TANK SIZE	L	W	D	H
C53-XX14	1" OR 1 1/4"	14" x 65"	14	14	14	84
C53-XX16	1" OR 1 1/4"	16" x 65"	16	16	16	84
C53-XX18	1" OR 1 1/4"	18" x 65"	18	18	18	85
C53-XX21	1" OR 1 1/4"	21" x 62"	21	21	21	84

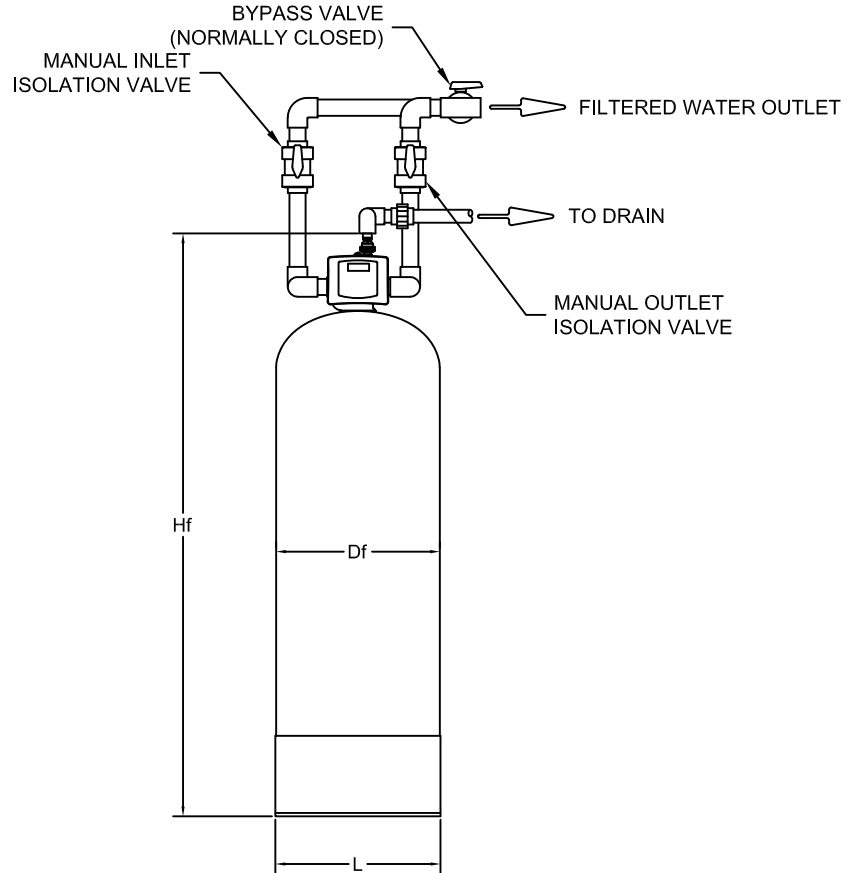
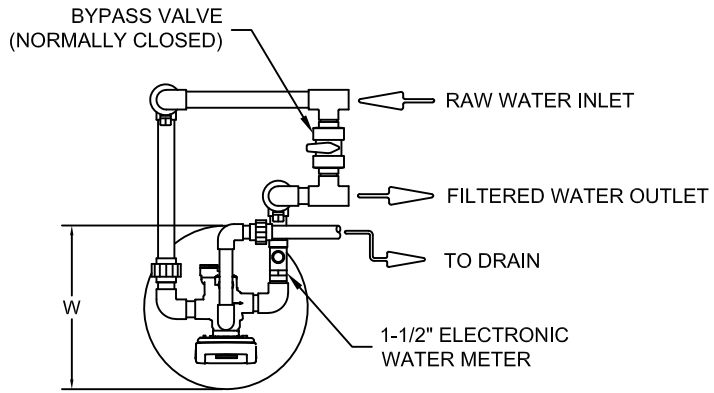


NOTES:

- 1) VALVE INLET AND OUTLET CONNECTIONS ARE 1" OR 1-1/4" NPTF.
- 2) VALVE DRAIN CONNECTION IS 3/4" OR 1" NPTF.
- 3) PIPE AND FITTINGS ARE NOT FURNISHED.

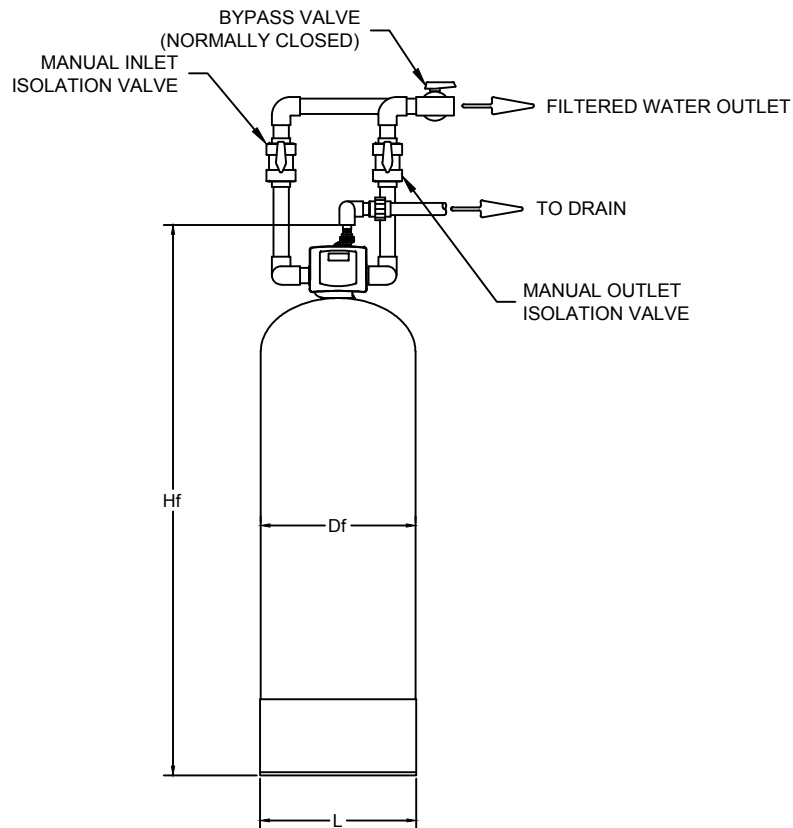
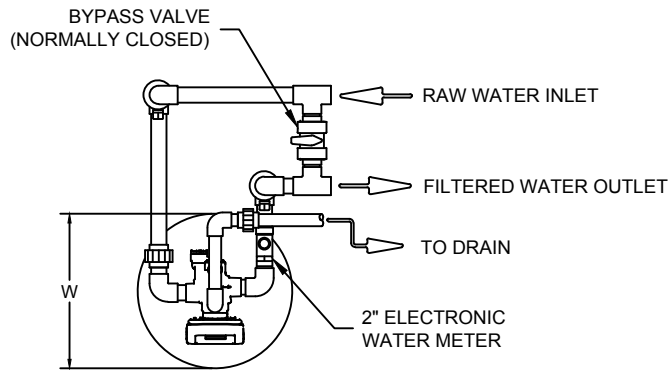
SCALE NTS	LAYOUT DRAWING C53 SERIES - 1 & 1-1/4" SINGLE	
DATE 09-21-17		
DRAWN TJM	DRAWING NO. C53 1 & 1-1/4" SINGLE SHEET 1 OF 1	
CHK'D <i>J. Marek</i>		
APP'D. <i>J. Marek</i>		

MODEL NO.	L	W	Df	Hf
C53-XX14-15	15	15	14	72
C53-XX16-15	17	17	16	72
C53-XX18-15	19	19	18	75
C53-XX21-15	22	22	21	75
C53-XX24-15	25	25	24	82



- NOTES:
- 1) VALVE INLET AND OUTLET CONNECTIONS ARE 1.5" NPTF.
 - 2) VALVE DRAIN CONNECTION IS 1-1/4" NPTF.
 - 3) PIPE AND FITTINGS ARE NOT FURNISHED.
 - 4) IT IS RECOMMENDED THAT FLEXIBLE CONNECTORS BE INSTALLED BETWEEN HARD PIPING AND VALVE INLET AND OUTLET CONNECTIONS.
 - 5) THE TANK MANUFACTURER RESERVES THE RIGHT TO INVALIDATE THE TANK WARRANTY IF FLEXIBLE CONNECTORS ARE NOT INSTALLED PER NOTE 4.

SCALE	NTS	LAYOUT DRAWING C53 SERIES - SINGLE
DATE	06-01-20	
DRAWN	GRBauer	
CHK'D	GRB	
APP'D.	GRB	
DRAWING NO.		
SHEET 1 OF 1		REV. 0



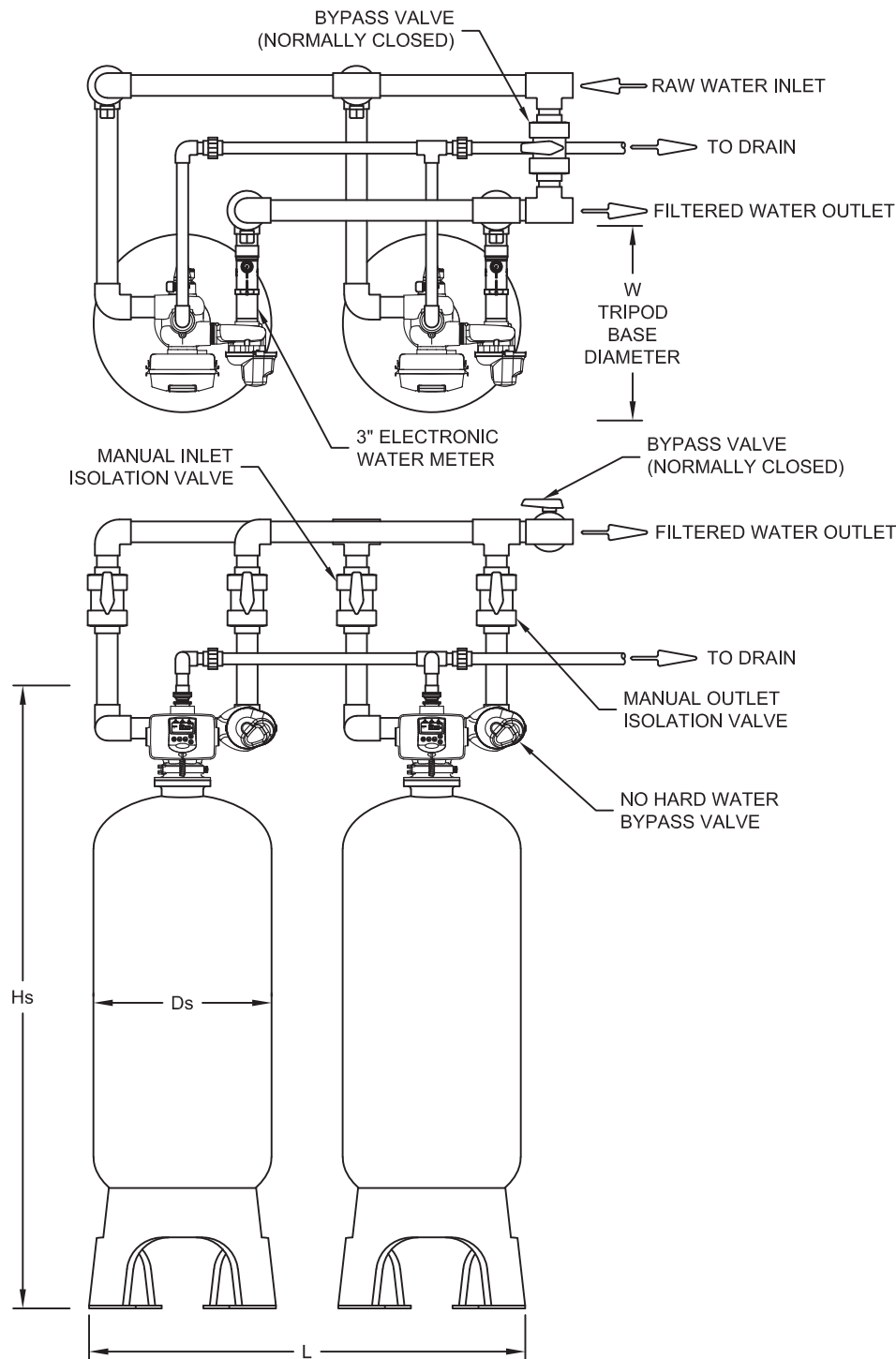
MODEL NO.	L	W	Df	Hf
C53-XX21-20	21	21	21	78
C53-XX24-20	24	24	24	86
C53-XX30-20	30	30	30	100
C53-XX36-20	36	36	36	100
C53-XX42-20	42	42	42	107
C53-XX48-20	48	48	48	105

NOTES:

- 1) VALVE INLET AND OUTLET CONNECTIONS ARE 2" NPTF.
- 2) VALVE DRAIN CONNECTION IS 1-1/2" NPTF.
- 3) PIPE AND FITTINGS ARE NOT FURNISHED.
- 4) IT IS RECOMMENDED THAT FLEXIBLE CONNECTORS BE INSTALLED BETWEEN HARD PIPING AND VALVE INLET AND OUTLET CONNECTIONS.
- 5) THE TANK MANUFACTURER RESERVES THE RIGHT TO INVALIDATE THE TANK WARRANTY IF FLEXIBLE CONNECTORS ARE NOT INSTALLED PER NOTE 4.

SCALE	NTS	LAYOUT DRAWING C53 SERIES - SINGLE
DATE	04-25-16	
DRAWN	GAMatusin	
CHKD	GAM	
APPD.	GAM	DRAWING NO. C53 2" SINGLE
		SHEET 1 OF 1
		REV.

MODEL NO.	L	W	Ds	Hs
C53-MT48-30	105	50	48	110



NOTES:

- 1) VALVE INLET AND OUTLET CONNECTIONS ARE 3" NPTF.
- 2) VALVE DRAIN CONNECTION IS 3" NPTF.
- 3) PIPE AND FITTINGS ARE NOT FURNISHED.
- 4) IT IS RECOMMENDED THAT FLEXIBLE CONNECTORS BE INSTALLED BETWEEN HARD PIPING AND VALVE INLET AND OUTLET CONNECTIONS.
- 5) THE TANK MANUFACTURER RESERVES THE RIGHT TO INVALIDATE THE TANK WARRANTY IF FLEXIBLE CONNECTORS ARE NOT INSTALLED PER NOTE 4.

SCALE	NTS	LAYOUT DRAWING C53 FILTER 3" SERIES - DUPLEX PRL
DATE	10-21-20	
DRAWN	GRBauer	
CHK'D	GRB	
APP'D.	GRB	DRAWING NO. C53 - 3" DUPLEX FILTER
		SHEET 1 OF 1

