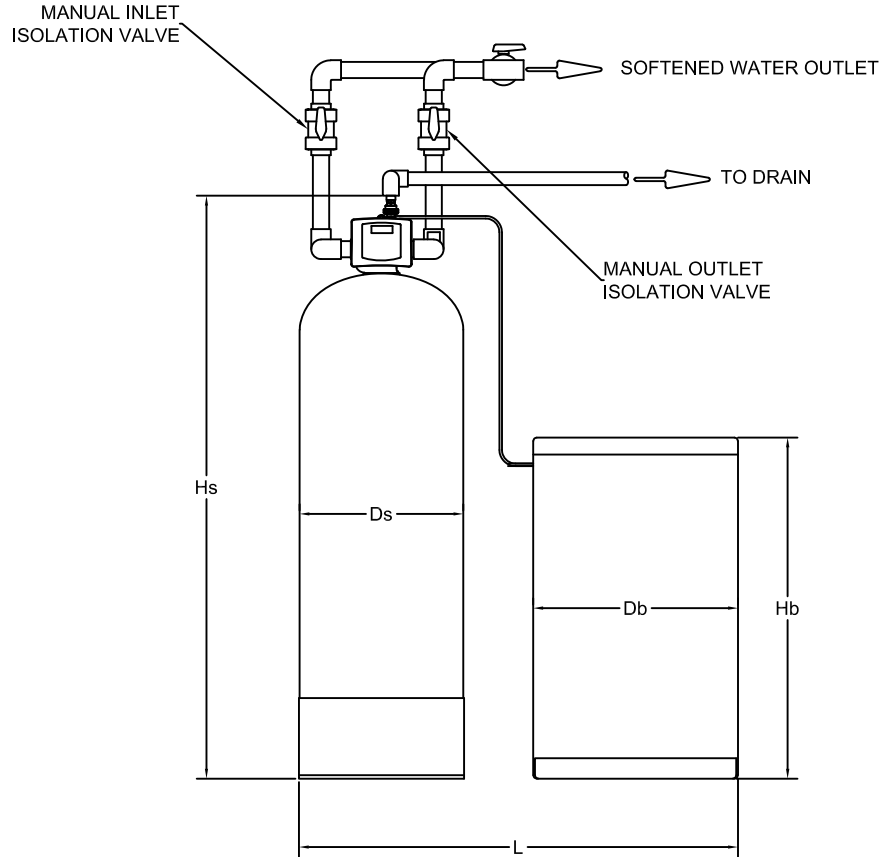
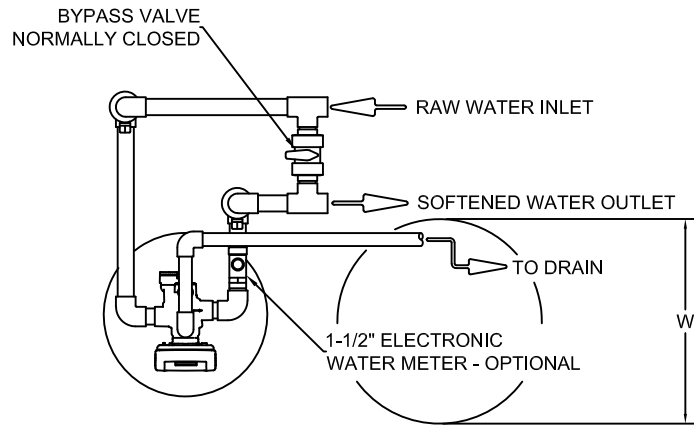


| MODEL NO. | L | W | Ds | Hs | Db | Hb |
|----------------|----|----|----|----|----|----|
| C43-0030-10/12 | 33 | 18 | 10 | 56 | 18 | 33 |
| C43-0060-10/12 | 36 | 18 | 12 | 61 | 18 | 40 |
| C43-0075-10/12 | 37 | 18 | 13 | 63 | 18 | 40 |
| C43-0090-10/12 | 38 | 18 | 14 | 73 | 18 | 40 |
| C43-0120-10/12 | 46 | 24 | 16 | 73 | 24 | 41 |
| C43-0150-10/12 | 48 | 24 | 18 | 75 | 24 | 50 |
| C43-0180-10/12 | 51 | 24 | 21 | 75 | 24 | 50 |
| C43-0210-10/12 | 51 | 24 | 21 | 75 | 24 | 50 |
| C43-0240-10/12 | 54 | 24 | 24 | 82 | 24 | 50 |
| C43-0270-10/12 | 54 | 24 | 24 | 82 | 24 | 50 |
| C43-0300-10/12 | 54 | 30 | 24 | 82 | 30 | 50 |

NOTES:

- 1) VALVE INLET AND OUTLET CONNECTIONS ARE 1" OR 1-1/4" NPTF.
- 2) VALVE DRAIN CONNECTION IS 3/4" OR 1" NPTF.
- 3) PIPE AND FITTINGS ARE NOT FURNISHED.
- 4) IT IS RECOMMENDED THAT FLEXIBLE CONNECTORS BE INSTALLED BETWEEN HARD PIPING AND VALVE INLET AND OUTLET CONNECTIONS.
- 5) THE TANK MANUFACTURER RESERVES THE RIGHT TO INVALIDATE THE TANK WARRANTY IF FLEXIBLE CONNECTORS ARE NOT INSTALLED PER NOTE 4.

| | | |
|--------------|-----------|--|
| SCALE | NTS | LAYOUT DRAWING C43 SERIES - 1 & 1-1/4" SINGLE |
| DATE | 10-21-15 | |
| DRAWN | GAMatusin | |
| CHKD | GAM | |
| APPD. | GAM | |
| DRAWING NO. | | |
| SHEET 1 OF 1 | | REV. |

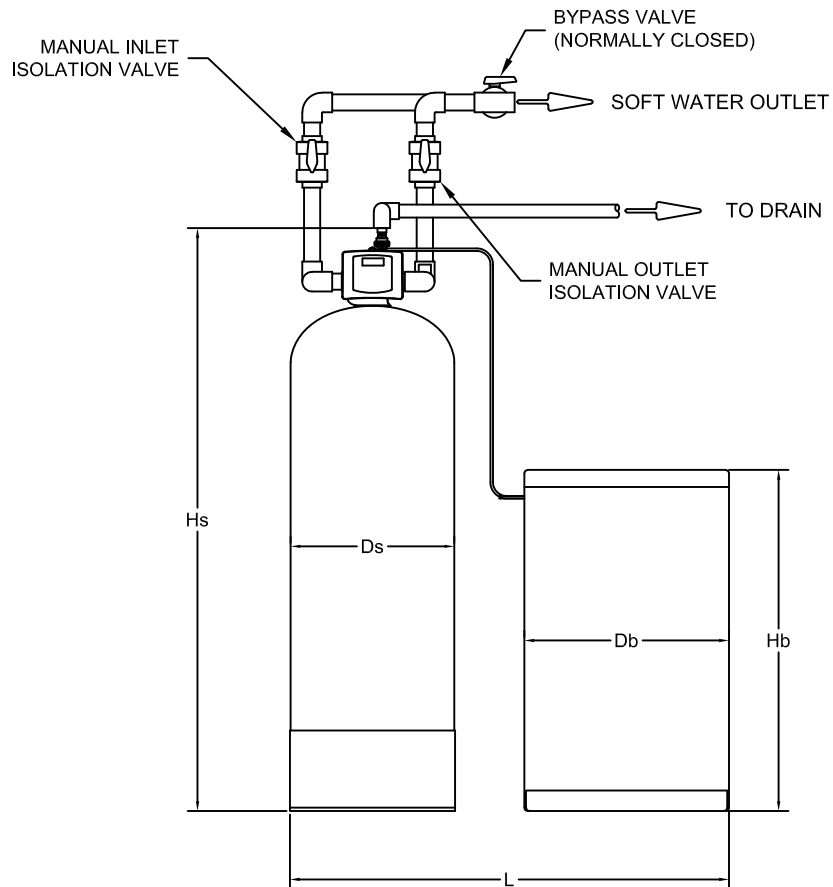
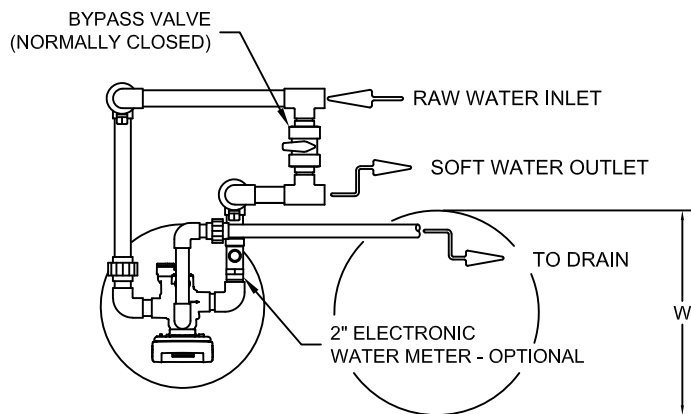


| MODEL NO. | L | W | Ds | Hs | Db | Hb |
|-------------|----|----|----|-----|----|----|
| C43-0075-15 | 37 | 18 | 13 | 69 | 18 | 40 |
| C43-0090-15 | 44 | 24 | 14 | 80 | 24 | 41 |
| C43-0120-15 | 46 | 24 | 16 | 80 | 24 | 41 |
| C43-0150-15 | 48 | 24 | 18 | 82 | 24 | 50 |
| C43-0180-15 | 51 | 24 | 21 | 82 | 24 | 50 |
| C43-0210-15 | 51 | 24 | 21 | 82 | 24 | 50 |
| C43-0240-15 | 54 | 24 | 24 | 89 | 24 | 50 |
| C43-0270-15 | 54 | 24 | 24 | 89 | 24 | 50 |
| C43-0300-15 | 60 | 30 | 24 | 89 | 30 | 50 |
| C43-0450-15 | 66 | 30 | 30 | 101 | 30 | 50 |

NOTES:

- 1) VALVE INLET AND OUTLET CONNECTIONS ARE 1-1/2" NPTF.
- 2) VALVE DRAIN CONNECTION IS 1-1/4" NPTF.
- 3) PIPE AND FITTINGS ARE NOT FURNISHED.
- 4) IT IS RECOMMENDED THAT FLEXIBLE CONNECTORS BE INSTALLED BETWEEN HARD PIPING AND VALVE INLET AND OUTLET CONNECTIONS.
- 5) THE TANK MANUFACTURER RESERVES THE RIGHT TO INVALIDATE THE TANK WARRANTY IF FLEXIBLE CONNECTORS ARE NOT INSTALLED PER NOTE 4.

| | | |
|-------|----------|--|
| SCALE | NTS | LAYOUT DRAWING C43 SERIES - 1-1/2" SINGLE |
| DATE | 02-19-19 | |
| DRAWN | GRBauer | |
| CHKD | GRB | |
| APPD. | GRB | DRAWING NO. C43 1-1/2" SINGLE |
| | | REV. 1 |

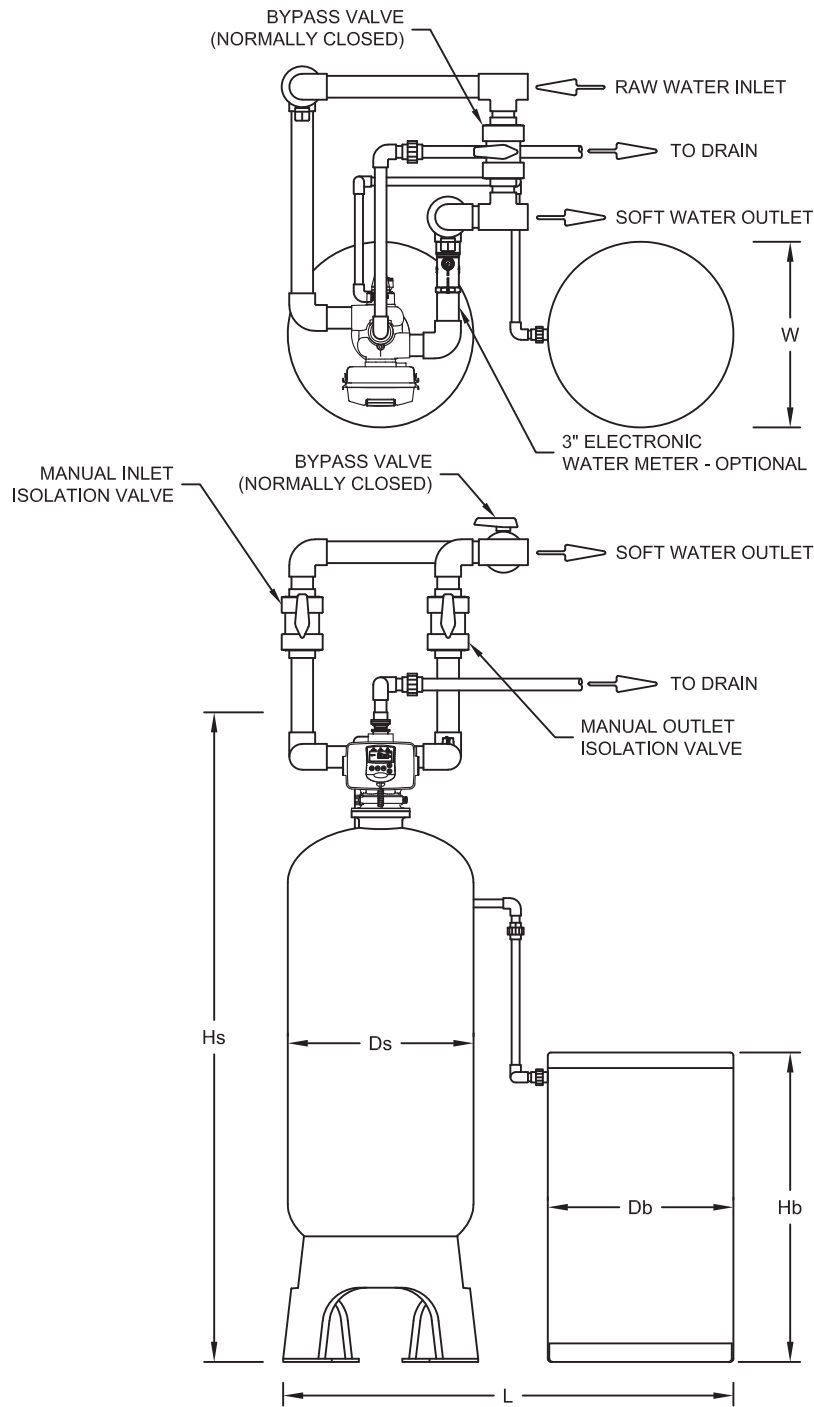


| MODEL NO. | L | W | Ds | Hs | Db | Hb |
|-------------|-----|----|----|-----|----|----|
| C43-0090-20 | 38 | 24 | 14 | 80 | 24 | 41 |
| C43-0120-20 | 46 | 24 | 16 | 80 | 24 | 41 |
| C43-0150-20 | 48 | 24 | 18 | 82 | 24 | 50 |
| C43-0180-20 | 51 | 24 | 21 | 82 | 24 | 50 |
| C43-0210-20 | 51 | 24 | 21 | 82 | 24 | 50 |
| C43-0240-20 | 54 | 24 | 24 | 89 | 24 | 50 |
| C43-0270-20 | 54 | 24 | 24 | 89 | 24 | 50 |
| C43-0300-20 | 60 | 30 | 24 | 89 | 30 | 50 |
| C43-0450-20 | 66 | 30 | 30 | 101 | 30 | 50 |
| C43-0600-20 | 81 | 39 | 36 | 104 | 39 | 48 |
| C43-0750-20 | 87 | 42 | 39 | 103 | 39 | 60 |
| C43-0900-20 | 90 | 42 | 42 | 103 | 42 | 60 |
| C43-1050-20 | 104 | 50 | 48 | 101 | 50 | 60 |
| C43-1200-20 | 104 | 50 | 48 | 101 | 50 | 60 |

NOTES:

- 1) VALVE INLET AND OUTLET CONNECTIONS ARE 2" NPTF.
- 2) VALVE DRAIN CONNECTION IS 1-1/2" NPTF.
- 3) PIPE AND FITTINGS ARE NOT FURNISHED.
- 4) IT IS RECOMMENDED THAT FLEXIBLE CONNECTORS BE INSTALLED BETWEEN HARD PIPING AND VALVE INLET AND OUTLET CONNECTIONS.
- 5) THE TANK MANUFACTURER RESERVES THE RIGHT TO INVALIDATE THE TANK WARRANTY IF FLEXIBLE CONNECTORS ARE NOT INSTALLED PER NOTE 4.

| | | |
|--------------|-----------|--|
| SCALE | NTS | LAYOUT DRAWING C43 SERIES - 2" SINGLE |
| DATE | 04-14-15 | |
| DRAWN | GAMatusin | |
| CHKD | GAM | |
| APPD. | GAM | |
| DRAWING NO. | | |
| SHEET 1 OF 1 | | REV. |



| MODEL NO. | L | W | Ds | Hs | Db | Hb |
|-------------|-----|----|----|-----|----|----|
| C43-0240-30 | 54 | 24 | 24 | 92 | 24 | 50 |
| C43-0270-30 | 54 | 24 | 24 | 92 | 24 | 50 |
| C43-0300-30 | 54 | 30 | 24 | 92 | 30 | 50 |
| C43-0450-30 | 66 | 30 | 30 | 103 | 30 | 50 |
| C43-0600-30 | 81 | 39 | 36 | 106 | 39 | 48 |
| C43-0750-30 | 87 | 42 | 42 | 107 | 39 | 60 |
| C43-0900-30 | 90 | 42 | 42 | 107 | 42 | 60 |
| C43-1050-30 | 104 | 50 | 48 | 105 | 50 | 60 |
| C43-1200-30 | 104 | 50 | 48 | 105 | 50 | 60 |

NOTES:

- 1) VALVE INLET AND OUTLET CONNECTIONS ARE 3" NPTF.
- 2) VALVE DRAIN CONNECTION IS 3" NPTF.
- 3) PIPE AND FITTINGS ARE NOT FURNISHED.
- 4) IT IS RECOMMENDED THAT FLEXIBLE CONNECTORS BE INSTALLED BETWEEN HARD PIPING AND VALVE INLET AND OUTLET CONNECTIONS.
- 5) THE TANK MANUFACTURER RESERVES THE RIGHT TO INVALIDATE THE TANK WARRANTY IF FLEXIBLE CONNECTORS ARE NOT INSTALLED PER NOTE 4.

| | | |
|-------|-----------|--|
| SCALE | NTS | LAYOUT DRAWING C43 3" SERIES - SINGLE |
| DATE | 05-20-15 | |
| DRAWN | GAMatusin | |
| CHKD | GAM | |
| APPD. | GAM | DRAWING NO. |
| | | C43 3" SINGLE |
| | | SHEET 1 OF 1 |
| | | REV. |