



A.O. SMITH
WATER PRODUCTS
COMPANY
PSD - Alsip, Illinois

WATER HEATER BULLETIN

Date: December 20, 1999
Subject: Gas Water Heater Conversion Policy
To: All Accounts

No. 137 Rev. 2

* This supersedes all previous letters and field bulletins concerning residential and commercial water heater conversion.

GAS WATER HEATER CONVERSION POLICY

All A.O. Smith Water Products Company's residential and commercial gas water heaters are designed certified by CSA or UL, under ANSI Standards for operation on one type of gas only, as indicated on the water heater's model number and rating plate.

A.O. Smith realizes that there may be certain situations where a field conversion may be necessary and in order to facilitate such a conversion, A. O. Smith complies with CSA or UL regulations ensuring that a field conversion be appropriately and safely completed.

An improper field conversion from one type of gas to another could cause potentially dangerous conditions that may cause an explosion or fire resulting in property damage, bodily injury or both.

A.O. SMITH WILL ONLY ALLOW THE CONVERSION OF GAS WATER HEATERS FROM LP GAS (PROPANE) TO NATURAL GAS. THE CONVERSION OF A GAS WATER HEATER FROM NATURAL GAS TO LP GAS (PROPANE) IS NOT ALLOWED UNDER ANY CIRCUMSTANCES.

A.O. Smith will provide kits as demand warrants through our Parts Department, phone no. 1-800-433-2545. Prices, dimensions and specifications are subject to change without notice.

Each conversion kit is to be installed by an A.O. Smith service agent or a gas utility serviceman in accordance with A.O. Smith's written instructions and all codes and requirements of the authority having jurisdiction. Failure to follow instructions could result in serious injury or property damage. The utility performing this work assumes responsibility for this conversion.

Changing the Input on Gas Water Heaters

The only changes to the input of a gas water heater allowed are:

- Adjustments to match that shown on the rating plate of the heater. The installation instructions supplied with the heater indicate if adjustments to input are a required procedure.
- Changes made as required to adjust the heater for proper operation at high altitude as determined by a qualified service technician. Service manuals include the proper procedure for adjusting heaters at high altitudes.

Conversion of Gas Water Heaters

The conversion of LP gas (Propane) to Natural gas is ONLY allowed providing:

- The conversion is done as part of a gas utility's program where propane appliances were installed anticipating the completion of natural gas service to the area. The conversion must be done under the direct supervision of the utility and by their service representatives.

Claims of damage or injury arising from the unauthorized conversion of any A.O. Smith water heater not design certified for conversion will be the complete and total responsibility of the person or entity making the conversion.

If you have any questions regarding the above policy, please contact the A.O. Smith Parts Department at 1-800-433-2545 or our Technical Information Center at 1-800-527-1953.

A.O. SMITH WATER PRODUCTS CO., INC.
5621 W. 115TH STREET • ALSIP, ILLINOIS 60803
PHONE: 1-800-433-2545
FAX: 1-800-433-2515 • www.hotwater.com

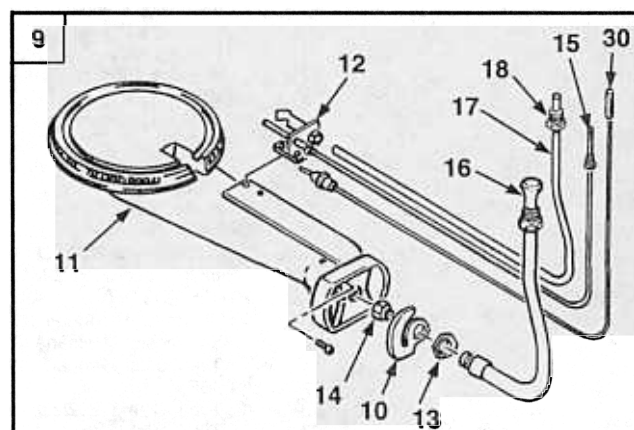
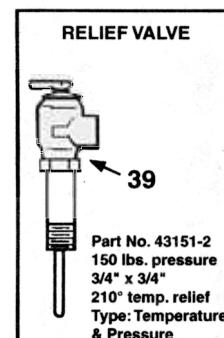
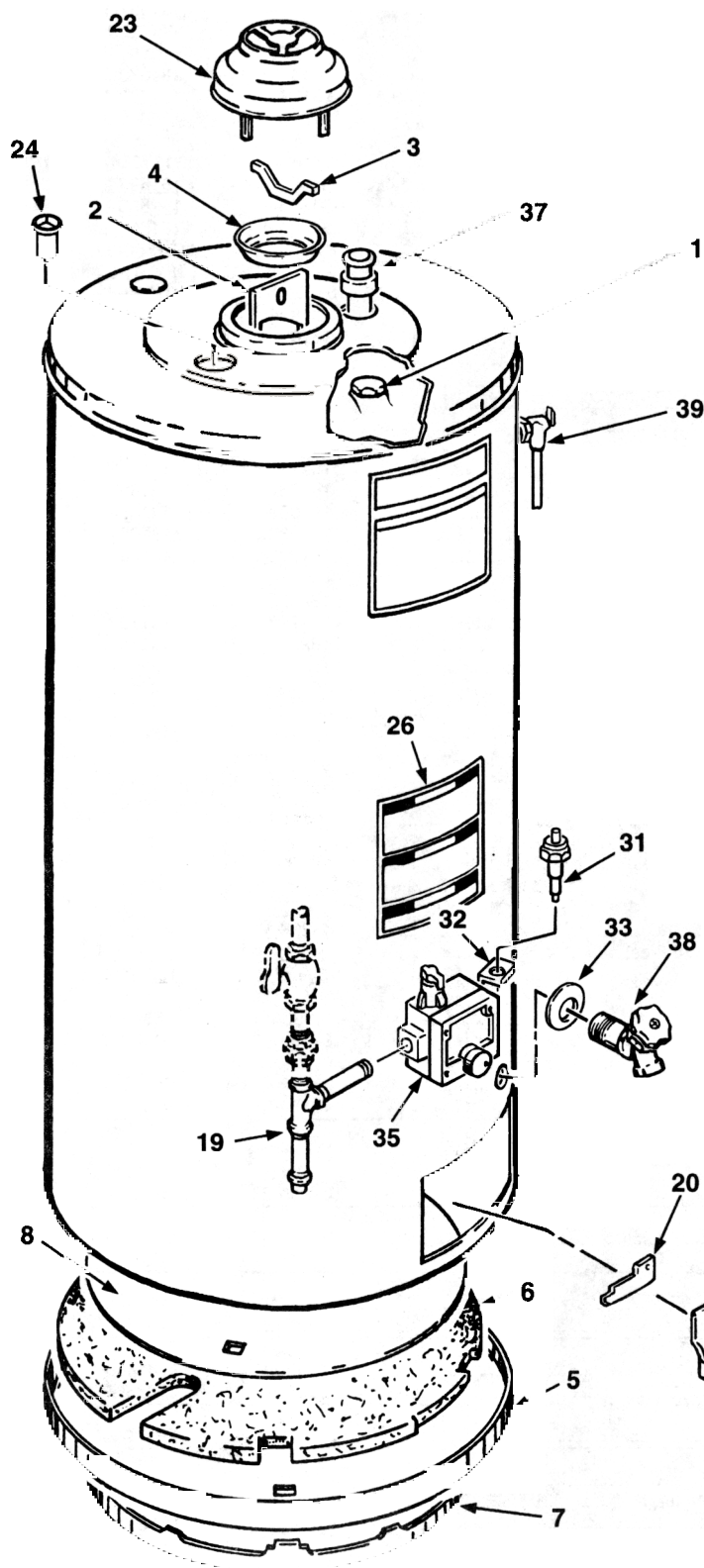
A.O. SMITH
WATER PRODUCTS
COMPANY

GAS

RESIDENTIAL WATER HEATER PARTS LIST

MODELS PGCG-40 & 50

SERIES: 222/223, 224/225, 226/227



A.O. SMITH WATER PRODUCTS CO., INC.

5621 W. 115TH STREET • ALSIP, ILLINOIS 60803 • PHONE: 1-800-433-2545
 FAX: 1-800-433-2515 • WWW.HOTWATER.COM

Item	Description	PGCG-40	PGCG-50
		222/223	222/223
		224/225	224/225
		226/227	226/227
1	Anode	180618-42	180618-44
	BAFFLE		
2	Flue Baffle	181589	181589
3	Flue Baffle Hanger	181360	181360
4	Flue Baffle Restrictor	34894	34894
	BASE		
5	Jacket	43220-4	180830
6	Pad, Fiberglass	181651	181651-1
7	Ring	43075-1	43075-2
8	Shield, Radiation	38024-2	
9	BURNER ASSEMBLY, MAIN - Natural	181670	181670-2
	BURNER ASSEMBLY, MAIN - Propane (225/227 Series)	181789	181789-1
	BURNER ASSEMBLY, MAIN - Propane (223 Series)	181670-1	181670-3
10	Air Shutter	181673	181673
11	Burner - Cast Iron	181654	181654
12	Burner Assembly, Pilot - Natural	<u>181696-2</u>	<u>181696-2</u>
	Burner Assembly, Pilot - Propane	<u>181696-1</u>	<u>181696-1</u>
13	Nut, Air Shutter	181665-1	181665-1
14	Orifice, Main - Natural	181508-32	181508-32
	Orifice, Main - Propane (225/227 Series)	181791-52	181791-52
	Orifice, Main - Propane (223 Series)	181628-52	181628-52
15	Thermocouple	<u>181824</u>	<u>181824</u>
16	Tube, Main Burner - Natural	181663	181663-1
	Tube, Main Burner - Propane	181788	181788-1
17	Tube, Pilot	23330	23330
18	Compression Nut	32365	32365
19	Dirt Leg Assembly - Propane	181206	181206
	DOOR		
20	Filler Blank	181711	181711
21	Inner	181667	181667
22	Outer	181650	181650
23	Draft Hood	181082	181082
24	Heat Trap, Outlet	181235	181235
	LABEL		
25	* Instruction Manual (224/225/226/227 Series)	182583	182583
	Instruction Manual (222/223 Series)	181798	181798
26	Lighting & Operating (224/225/226/227 Series)	182557	182557
	Lighting & Operating (222/223 Series)	181694	181694
27	* Warning, Flammable Vapor	181139	181139
28	* Warning, Scald	181138	181138
29	* Warning, Temperature	182734	182734
	IGNITOR		
30	Lighter Rod & Cable Assembly	<u>180117</u>	<u>180117</u>
31	Piezo Ignitor	<u>70432</u>	<u>70432</u>
32	Piezo Ignitor Bracket	70434-3	70434-3
33	Pipe Collar	20172-14	20172-14
34	* Pipe Insulation (224/225/226/227 Series)	181639	181639
	Pipe Insulation (222/223 Series)	181638-1	181638-1
	THERMOSTAT		
35	Thermostat - Natural	<u>43268-1</u>	<u>43268-1</u>
	Thermostat - Propane (225/227 Series)	<u>181775-3</u>	<u>181775-3</u>
	Thermostat - Propane (223 Series)	<u>180192-3</u>	<u>180192-3</u>
	TUBE		
36	* Tube, Clamp (222/223 Series)	68903	68903
37	Tube, Inlet	181068-37	181068-40
	VALVE		
38	Valve, Drain	26273-4	26273-4
39	Valve, Relief	43151-2	43151-2
	SMR S44		
1	Anode - Magnesium (224/225/226/227 Series)	29109-42	29109-44
	Anode Sleeve, 0.84" Dia.	182380	182380
37	Tube, Inlet, Heat Trap	181295-37	181295-40
	SMR H43 (222/223 Series)		
37	Tube, Inlet, Heat Trap	181295-37	181295-40
39	Valve, Relief	43151	43151
	SMR R99		
25	Instruction Manual - Earthquake	181809	181809
	Insert Sheet	182552	182552
	SMR S06		
25	Instruction Manual - Earthquake	181809	181809
	Insert Sheet	182552	182552
	SMR S19		
1	Anode - Magnesium	29109-42	29109-44
	SMR K32		
1	Anode - Magnesium	43816-38	43816-42
9	BURNER ASSEMBLY, MAIN - Natural	181670-4	181670-5
14	Orifice, Main - Natural	181508-35	181508-35
	SMR S33		
1	Anode - Magnesium	43816-38	43816-42
9	BURNER ASSEMBLY, MAIN - Propane (225/227 Series)	181789-2	181789-3
	BURNER ASSEMBLY, MAIN - Propane (223 Series)	181670-6	181670-7
14	Orifice, Main - Propane (225/227 Series)	181791-53	181791-53
	Orifice, Main - Propane (223 Series)	181628-53	181628-53
	SMR P83 (222/223 Series)		
39	Valve, Relief	43151	43151

NOTE: Underlined parts are recommended stock items for emergency replacement. Consider gas used in your area only.

* Not illustrated.