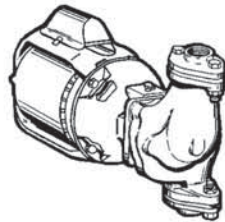



Take all the uncertainty out of designing your A. O. Smith Cer-Temp and Shure-Temp hot water supply system with the following system packages.

Each package contains a properly sized all bronze circulating pump and all the related controls and safety devices required to complete a working A. O. Smith Cer-Temp and Shure-Temp system. The packages do not contain the water heater, storage tanks, piping or fittings.



ALL BRONZE CIRCULATING PUMP

- Sized for 50 equivalent feet of pipe • 115 volt AC • Single Phase • Built in overload protection.




TANK TEMPERATURE CONTROL

- Open-on-rise switch action • Immersion well type • Fixed 5°F (3°C) differential • Adjustable from 100°F to 180°F (38°C to 82°C).



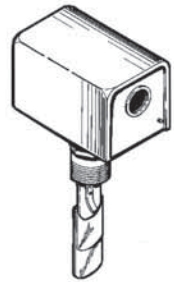
TEMPERATURE AND PRESSURE RELIEF VALVE

- Bronze body • 125 psi setting • Temperature relief setting of 210°F (99°C) • Automatic reset.



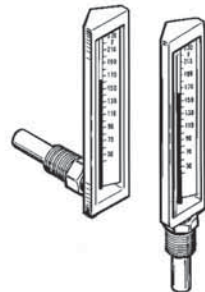
PRESSURE RELIEF VALVE

- Bronze body • 125 psi setting • Automatic reset.



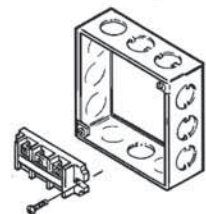
SAFETY FLOW SWITCH

- Prevents heater flow under no water flow conditions • Single pole-double throw switch contacts • Adjustable sensitivity • Rated at 150 psig and 250°F (121°C) • Properly sized reducing tee furnished.



THERMOMETERS

- Straight and angle thermometers allow measurement of heater inlet/outlet and tank temperatures for proper system adjustment and maintenance • Baked enamel aluminum case • Range of 40°F to 260°F (4°C to 127°C) • 1/2" NPT brass well • 2" nominal well length.



JUNCTION BOX ASSEMBLY

- 4" x 4" x 1 1/2" deep metal box with cover • Terminal strip and wiring diagram included.



Cer-Temp and Shure-Temp System Packages

HW Burkay® System Packages

Cer-Temp/One Heater

The following items are common to all packages prefixed by A-6291(##)

- 2 ea. Part No. 093042-000—Straight Thermometer
- 1 ea. Part No. 093155-000—Angle Thermometer
- 1 ea. Part No. 098202-000—Wall Type Junction Box
- 1 ea. Part No. 099058-001—Tank Temperature Control
- 1 ea. Part No. 078168-001—Safety Flow Switch

Correctly sized Safety Flow Switch Reducing Tee, Circulating Pump(s), T&P Valve(s) and Pressure Relief Valve(s)

Model Number	ASME/CSA Rated Package			
	Part Number (B&G Pump Supplied)	Approximate Shipping Weight (lbs.)	Part Number (Taco Pump Supplied)	Approximate Shipping Weight (lbs.)
HW-120M & 160M	9004896105	35	9004897105	N/A
HW-200M	9004899105	35	9004900105	N/A
HW-225M & 300	9004902105	35	9004903205	N/A
HW-399 thru 520	9004905105	45	9004906205	N/A
HW-670	9004908105	56	9004909205	N/A

Cer-Temp/Two Heater

The following items are common to all packages prefixed by A-6292(##)

- 3 ea. Part No. 093042-000—Straight Thermometer
- 1 ea. Part No. 093155-000—Angle Thermometer
- 1 ea. Part No. 098202-000—Wall Type Junction Box
- 1 ea. Part No. 099058-001—Tank Temperature Control
- 2 ea. Part No. 078168-001—Safety Flow Switch

Correctly sized Safety Flow Switch Reducing Tee, Circulating Pump(s), T&P Valve(s) and Pressure Relief Valve(s)

Model Number	ASME/CSA Rated Package			
	Part Number (B&G Pump Supplied)	Approximate Shipping Weight (lbs.)	Part Number (Taco Pump Supplied)	Approximate Shipping Weight (lbs.)
(2) HW-120, 160	9004917105	70	9004924105	N/A
HW-200, 225 or 300	9004910105	46	9004911205	N/A
HW-399, thru 520	9004912105	60	9004913205	N/A
HW-670	9004915105	86	9004916205	N/A

The above Pump/System Packages do not include the water heater, storage tank, piping, and other fittings that will be needed to complete the system, but includes only those parts specifically listed.

Shure-Temp/One Heater

The following items are common to all packages prefixed by A-6293(##)

- 1 ea. Part No. 093042-000—Straight Thermometer
- 2 ea. Part No. 093155-000—Angle Thermometer
- 1 ea. Part No. 098202-000—Wall Type Junction Box
- 1 ea. Part No. 097558-000—Pressure Relief Valve
- 1 ea. Part No. 086871-001—Line Temperature Control
- 1 ea. Part No. 078168-001—Safety Flow Switch
- 1 ea. Part No. 086872-001—Dual Temperature Control

Correctly sized Safety Flow Switch Reducing Tee, Circulating Pump(s), T&P Valve(s) and Pressure Relief Valve(s)

Model Number	ASME/CSA Rated Package			
	Part Number (B&G Pump Supplied)	Approximate Shipping Weight (lbs.)	Part Number (Taco Pump Supplied)	Approximate Shipping Weight (lbs.)
HW-120M thru 225M	9004925105	38	9004928205	N/A
HW-300	9004926105	38	9004930205	N/A
HW-300 thru 520	9004927105	47		
HW-670	9004929105	58		