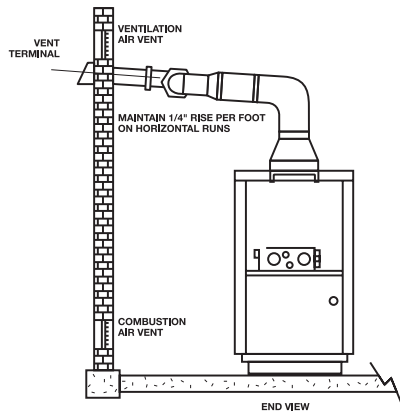


POWER-VENT KITS FOR DURA-MAX® BOILERS

**DB-720 - DB-1890
DW-720 - DW-1810**

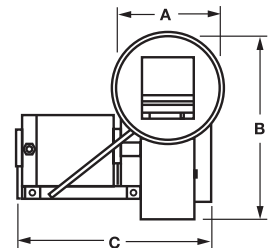
DURA-MAX SIDEWALL VENTING



For maximum installation flexibility, A. O. Smith offers Power Venters and Sidewall Vent Hoods, to allow combined horizontal and vertical sidewall power-vent installation of Dura-Max® boilers ("DW" Hot Water Supply models). As specified in the chart below, vent runs of up to 100 equivalent feet can be achieved, using 6", 8", 10", 12" or 14" vent pipe, depending on the model.

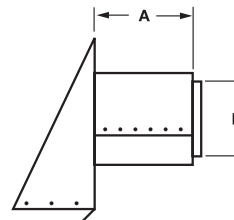
POWER VENTERS

POWER-VENTER PART NUMBER	DIMENSIONS		
	A	B	C
9005650105	8"/20.3 CM	14-3/4"/37.5 CM	15-1/4"/38.7 CM
9005651105	10"/25.4 CM	18"/45.7 CM	16-1/2"/41.8 CM

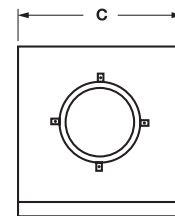


SIDEWALL VENT HOODS

VENT HOOD PART NUMBER	DIMENSIONS		
	A	B	C
9005643105	11-1/2"/29.2 CM	8"/20.3 CM	20"/50.8 CM
9005644105	11-1/2"/29.2 CM	10"/25.4 CM	20"/50.8 CM



Side View



Rear View

MAXIMUM POWER-VENT DISTANCES

MODEL NUMBER	DRAFT HOOD		PART NUMBERS		MAXIMUM EQUIVALENT VENT LENGTH (FEET/METERS)				
	INCHES	CM	POWER VENTER	SIDEWALL VENT HOOD	6"/15.2 CM PIPE	8"/20.3 CM PIPE	10"/25.4 CM PIPE	12"/30.5 CM PIPE	14"/35.6 CM PIPE
DB-720/DW-720	12	30.5	9005650105	9005643105	100/30.57	NR	NR	NR	NR
DB-840/DW-840	14	35.6	9005650105	9005643105	80/24.46	100/30.57	NR	NR	NR
DB-960/DW-960	14	35.6	9005650105	9005643105	50/15.28	100/30.57	NR	NR	NR
DB-1080/DW-1080	16	40.6	9005650105	9005643105	NR	40/12.23	100/30.57	NR	NR
DB-1210/DW-1210	16	40.6	9005651105	9005644105	NR	100/30.57	NR	NR	NR
DB-1350/DW-1350	18	45.7	9005651105	9005644105	NR	100/30.57	NR	NR	NR
DB-1480/DW-1480	18	45.7	9005651105	9005644105	NR	100/30.57	NR	NR	NR
DB-1610/DW-1610	18	45.7	9005651105	9005644105	NR	80/24.46	100/30.57	NR	NR
DB-1810/DW-1810	20	50.8	9005651105	9005644105	NR	NR	30/90.2	70/21.39	100/30.57

NR = Not Recommended. See Product Manual for additional venting information.

90-degree elbows are equivalent to 10 feet of vent pipe. 45-degree elbows are equivalent to 5 feet of vent pipe.