



# Heavy-Duty Commercial Gas Tankless Water Heaters

## TANKLESS HEAVY-DUTY COMMERCIAL MODELS

Fully modulating, gas-fired, tankless water heaters specifically designed for heavy-duty commercial applications. Can be installed either outdoors, indoors, or direct vented. Capable of supplying domestic hot water systems and/or combined domestic and heating applications (local codes dictate proper compliance). Multiple units can be combined in a system of water heaters to provide for larger applications such as hotels, large restaurants and apartment complexes.

### FEATURES

#### PRIMARY HEAT EXCHANGER IS CONSTRUCTED OF HRS35 COMMERCIAL-GRADE COPPER

- Stronger than standard copper and more resilient against erosion

#### CONTINUOUS MAXIMUM FLOW RATES UP TO 9.0 GPM

#### EASY-LINK UP TO 4 UNITS

- Multi-link up to 20 units with TM-MC01 (no multiple controller needed)

#### COMBINED INDOOR/OUTDOOR MODELS

#### AVAILABLE IN NATURAL GAS OR PROPANE (LP)

#### ASME MODELS AVAILABLE

#### LOW NO<sub>x</sub> EMISSIONS

#### COMPLIES WITH LEAD FREE STANDARDS

#### SAFETY FEATURES:

- Built in Freeze Protection
- Manual Reset Hi Limit (Set at 194°F)
- Overheat Cutoff Fuse
- Inlet, Outlet & Mixing Thermistors for Constant Temperature Monitoring
- Air Fuel Ratio Rod
- GFI Fuse & Surge Absorber
- Power Supply Connection

#### VENTING AND COMBUSTION

- 4" Category III Stainless Steel
- Vertical or Horizontal Installation
- 50' Max Length, 5 elbows max (90° elbows=5' equivalent length)
- Power Vent
- Electronic Ignition - No Pilot Light
- 4" Combustion Air Intake (with optional kit)

#### OPTIONAL ACCESSORIES

- Multi-Unit Controller (Multi-Unit System)
- Remote Temperature Controller
- Direct Vent Conversion Kit
- Pipe Cover
- Vent Cap
- Backflow Preventor

#### WARRANTY

- 10-year limited warranty on heat exchanger in commercial applications
- 5-year warranty on all parts



**ATIO-710-N  
ATIO-710-P  
ATIO-710-AN  
ATIO-710-AP**



ANSI Z21.10.3

CSA 4.3



# Heavy-Duty Commercial Gas Tankless Water Heaters

## TANKLESS HEAVY-DUTY COMMERCIAL MODELS

MODEL NUMBER	FUEL TYPE	GAS CONSUMPTION INPUT		THERMAL EFFICIENCY	INLET GAS PRESSURE		GPM**	DIMENSIONS (INCHES)			VOLT	AMP	FLUE***	INTAKE (OPTIONAL)	HOT/COLD GAS CONN.	APPROX. SHIPPING WEIGHT (LBS)
		MIN. BTU/H	MAX. BTU/H		MIN. W.C.	MAX. W.C.		HEIGHT	WIDTH	DEPTH						
ATIO-710-N	Natural	24,000	240,000	82%	5.0	10.5	0.5 - 9.0	23-5/8	18-1/2	8-7/8	120	0.94	4" O.D.	4" O.D.	3/4" NPT	66
ATIO-710-P	Propane	24,000	240,000	84%	8.0	14.0	0.5 - 9.0	23-5/8	18-1/2	8-7/8	120	0.94	4" O.D.	4" O.D.	3/4" NPT	66
ATIO-710-AN*	Natural	24,000	240,000	82%	5.0	10.5	0.5 - 9.0	23-5/8	18-1/2	8-7/8	120	0.94	4" O.D.	4" O.D.	3/4" NPT	66
ATIO-710-AP*	Propane	24,000	240,000	84%	8.0	14.0	0.5 - 9.0	23-5/8	18-1/2	8-7/8	120	0.94	4" O.D.	4" O.D.	3/4" NPT	66

All dimensions in inches.

15-150 psi water pressure. 40 psi or above recommended for maximum flow.

\* ASME models

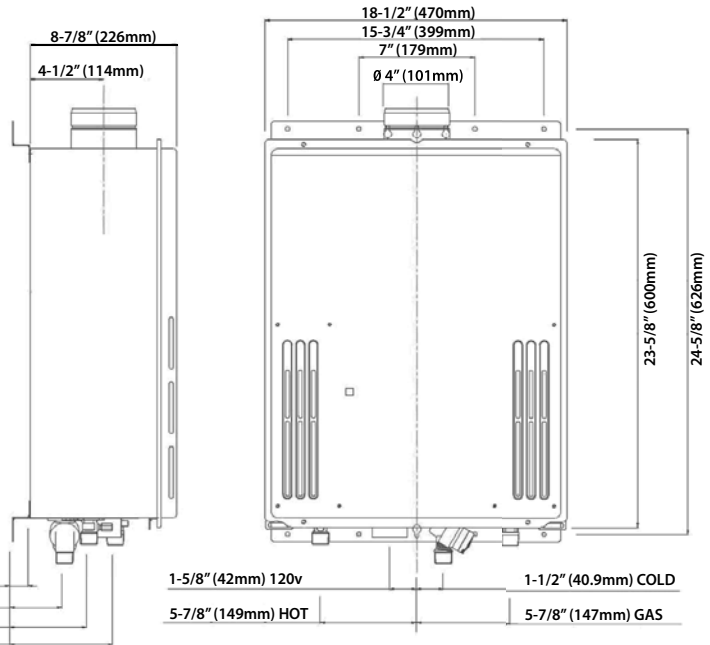
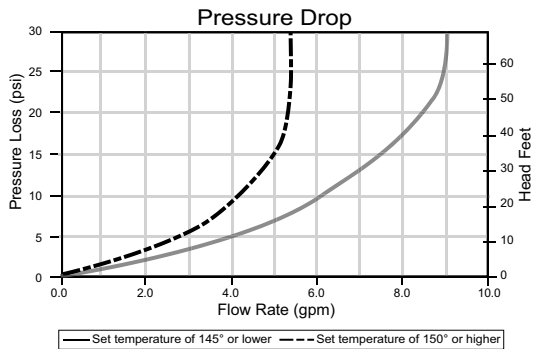
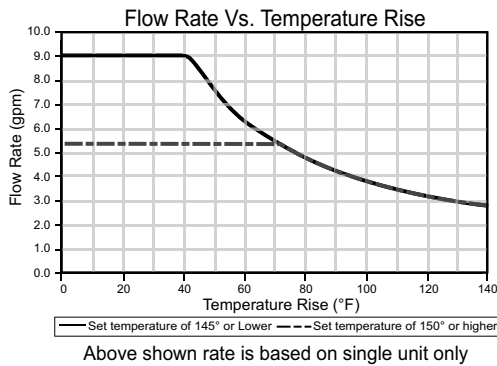
\*\*Current numbers based on factory testing, 0.4 GPM required for continuous fire after initial ignition.

\*\*\*Category III required

Pressure only relief valve requires (Min. 240,000 BTUs. 150 PSI). Min 40 PSI or above recommended for maximum flow.

### CLEARANCES:

**INDOOR:** Top 12", Bottom 12", Front 24", Back 1", Sides 2"  
**OUTDOOR:** Top 36", Bottom 12", Front 24", Back 1", Sides 2"



### Specification

Water heater(s) shall be Model \_\_\_\_\_ as manufactured by A. O. Smith. The water heater(s) shall be a copper coil integral fin and tube construction with quick release brass or bronze waterways. Heater(s) will be factory assembled and tested. The heater shall be vented with 4" Stainless steel Category III vent pipe a distance not to exceed 50' (equivalent) feet terminating vertically or horizontally as prescribed. Intake air with optional direct vent kit may be of such material as PVC not to exceed a total of 50' (equivalent). The heater(s) shall be controlled by onboard solid state printed circuit board monitoring incoming and outgoing temperatures with factory-installed thermistors, sensing and controlling flow rate to set point temperature with control both air and gas mixture inputs to maintain thermal combustion efficiency. Unit also consists of ground fault interrupter, inline fusing, spark ignition and sensor system, aluminized stainless steel burners, air-fuel ratio rod, Hi limit switch, modulating and proportional gas valves, freeze protection sensor and heating block and overhead cutoff fuses. The water heater(s) shall be CSA listed, meets the energy efficiency requirements of ASHRAE 90. 1b-1992 and complies with SCAQMD rule 1146.2 and other air quality management districts with similar requirements for low NOx emissions.

For Technical Information call 1-877-737-2840. A. O. Smith Corporation reserves the right to make product changes or improvements without prior notice.