










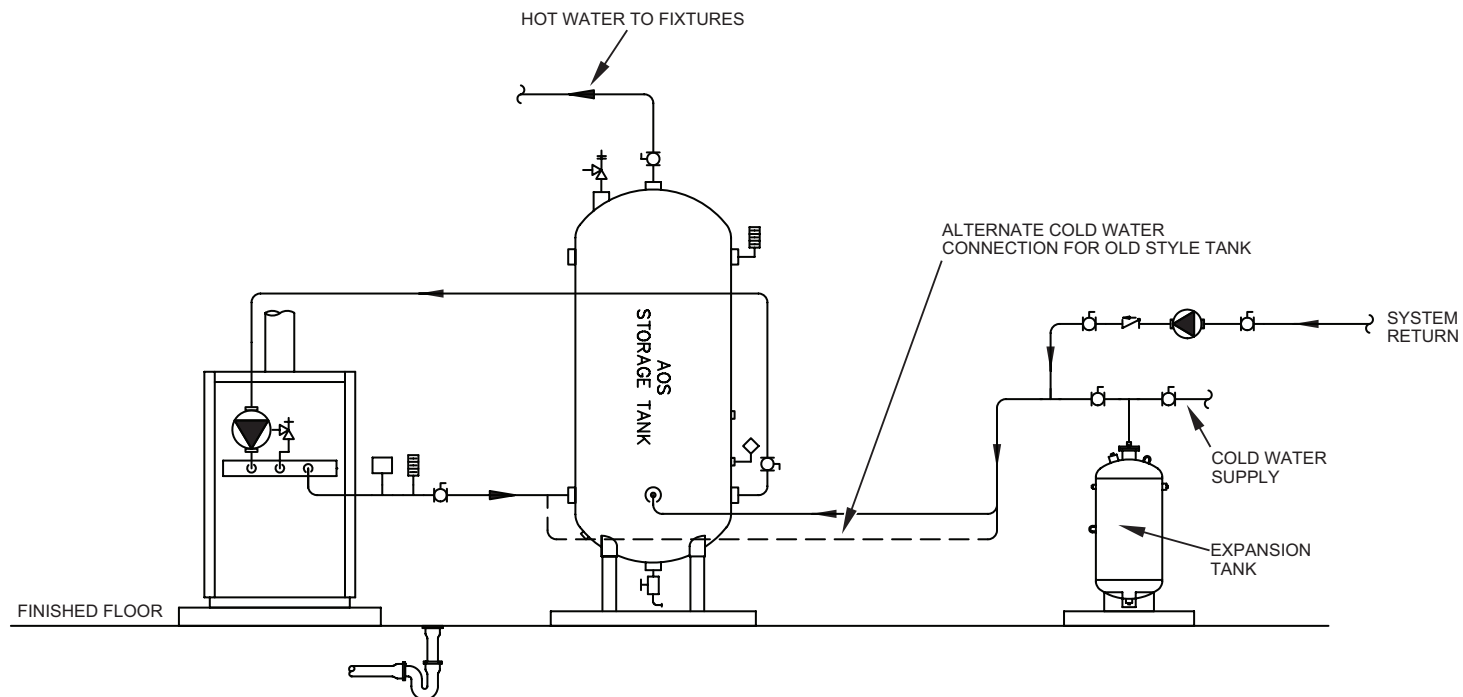


**DURAMAX BOILER DW (720-1810) - ONE BOILER / VERTICAL STORAGE TANK
RECOVERY SYSTEM (ONE TEMPERATURE)**

WARNING: THIS DRAWING SHOWS SUGGESTED
PIPING CONFIGURATION AND OTHER DEVICES;
CHECK WITH LOCAL CODES AND ORDINANCES
FOR ADDITIONAL REQUIREMENTS.

LEGEND

	TEMPERATURE & PRESSURE RELIEF VALVE		TANK TEMPERATURE CONTROL		CHECK VALVE
	PRESSURE RELIEF VALVE		DRAIN		TEMPERATURE GAGE
	CIRCULATING PUMP		FULL PORT BALL VALVE		WATER FLOW SWITCH



NOTES:

1. Preferred piping layout.
2. The temperature and pressure relief valve setting shall not exceed pressure rating of any component in the system.
3. Service valves are shown for servicing boiler. However, local codes shall govern their usage.
4. A. O. Smith piping method is based on 50 equivalent feet of piping. Boiler placement shall be as close as practical to the storage tank. Applications in excess of these recommendations shall require a licensed engineer for design assistance.